

## Mantis Over the Air Update Guide



### Getting Started with the OTA Process

From time to time we will be releasing important updates to the Mantis Platform that will provide fixes and enhancements to improve the overall user experience. The application will automatically notify you when an update is available. We encourage you to take advantage of the latest tools available.



Hip Science LLC, 3218 East Colonial DR, Orlando, FL 32810-5555  
407.530.3770 | info@hip-sci.com | [www.mantisopenstem.com](http://www.mantisopenstem.com)

## Mantis Over the Air Update Guide

### Before you perform the Update

It would be a good practice to make sure the Mantis Unit is supplied by a wall power source before performing the update no matter what percentage remains on the battery.



## Mantis Over the Air Update Guide



### Tablet Requirements for the Update

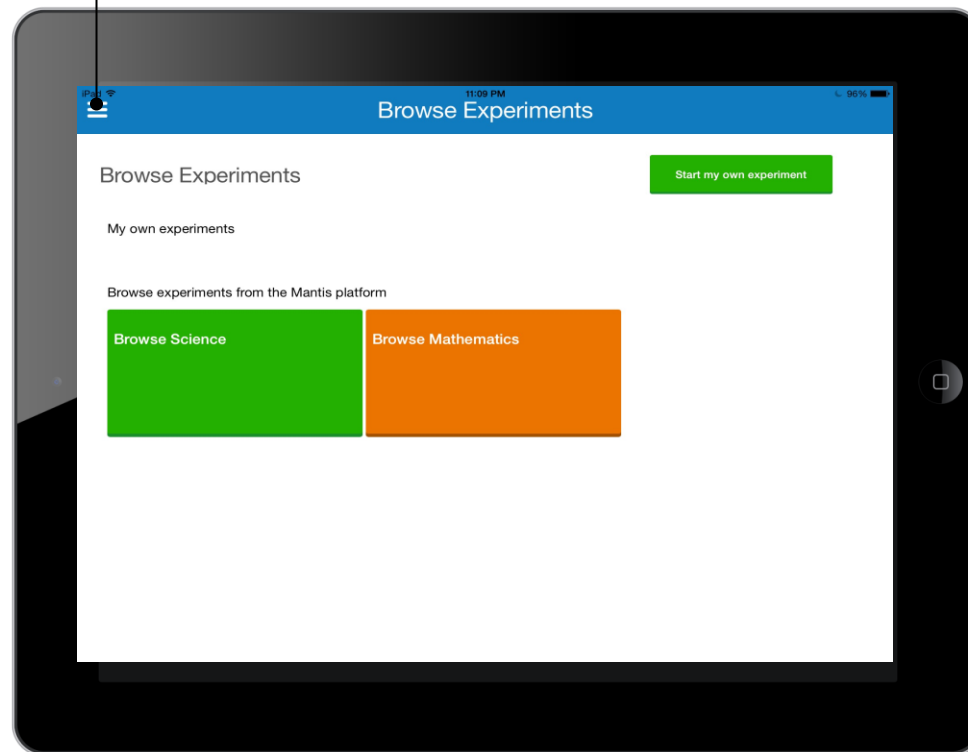
It would be a good practice to make sure the tablet has a complete charge before performing the update. In order to perform the update your tablet will require an active internet connection throughout the update process. Intermittent or spotty internet connections could cause the update to stall or crash during the process. Should this be the case, attempt the update again when better circumstances permit. Maintain a close proximity between the unit and the tablet to insure a good connection.



Hip Science LLC, 3218 East Colonial DR, Orlando, FL 32810-5555  
407.530.3770 | info@hip-sci.com | [www.mantisopenstem.com](http://www.mantisopenstem.com)

## Mantis Over the Air Update Guide

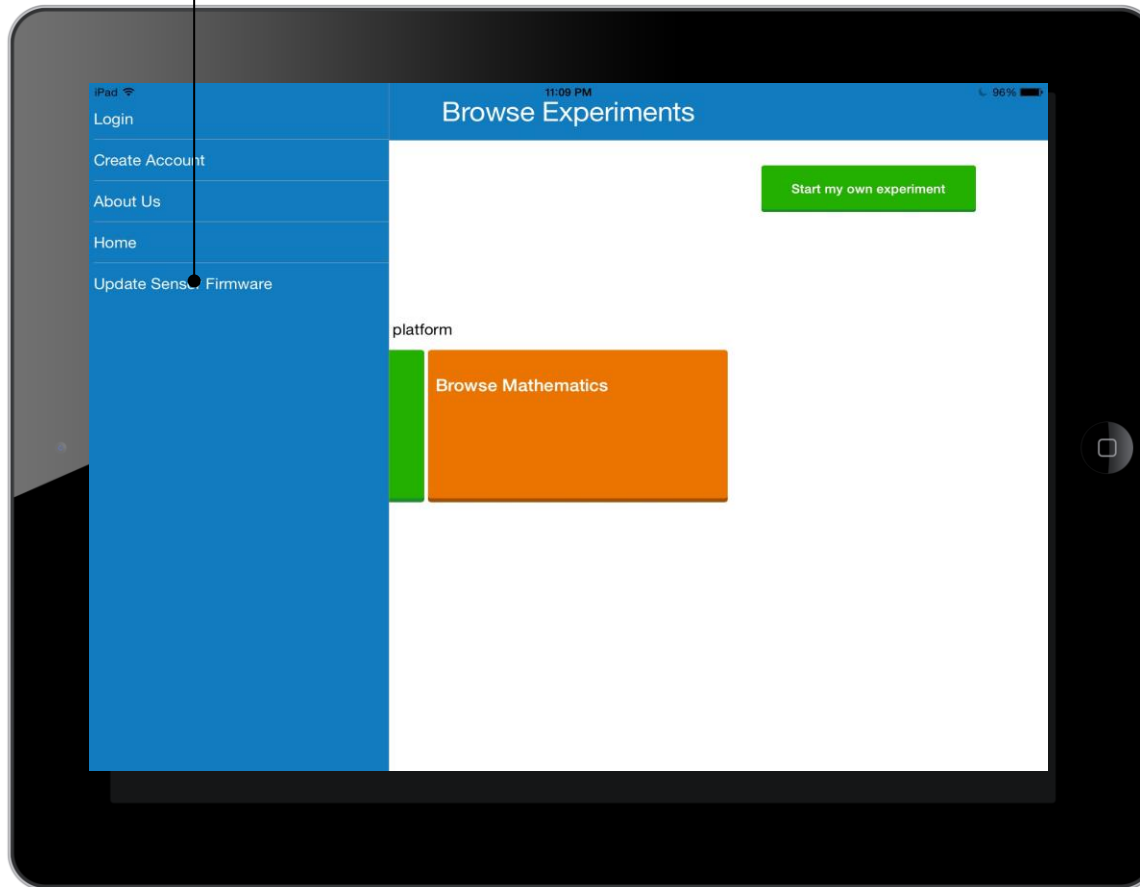
Now Tap on the icon in the upper right hand corner to select the Update dropdown  
Note: No need to connect to Bluetooth Device through the Settings Manager



Hip Science LLC, 3218 East Colonial DR, Orlando, FL 32810-5555  
407.530.3770 | info@hip-sci.com | [www.mantisopenstem.com](http://www.mantisopenstem.com)

## Mantis Over the Air Update Guide

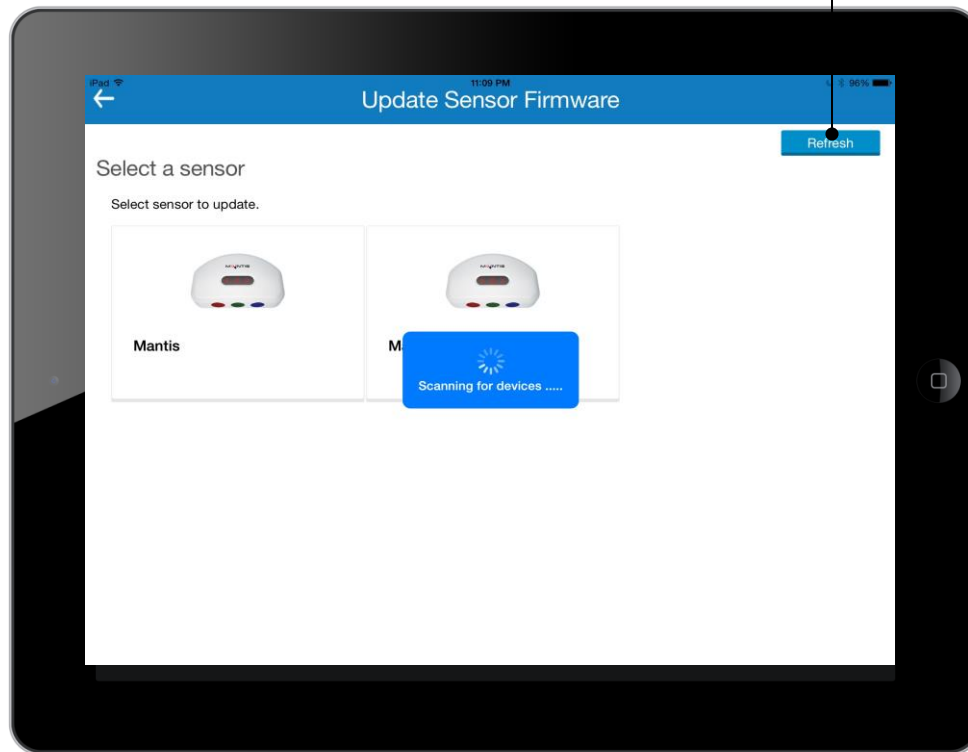
Now Tap Here!



Hip Science LLC, 3218 East Colonial DR, Orlando, FL 32810-5555  
407.530.3770 | info@hip-sci.com | [www.mantisopenstem.com](http://www.mantisopenstem.com)

## Mantis Over the Air Update Guide

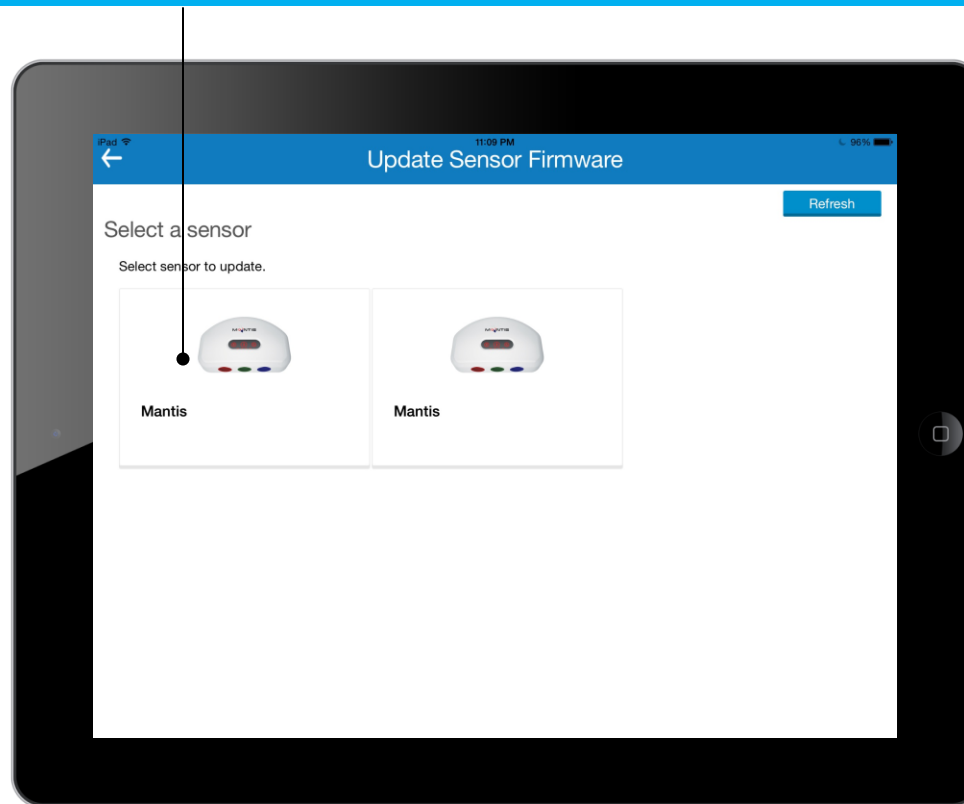
If you don't see the unit you are attempting to update tap the refresh button a few times to scan for devices. If it still doesn't show up make sure that the unit is powered up.



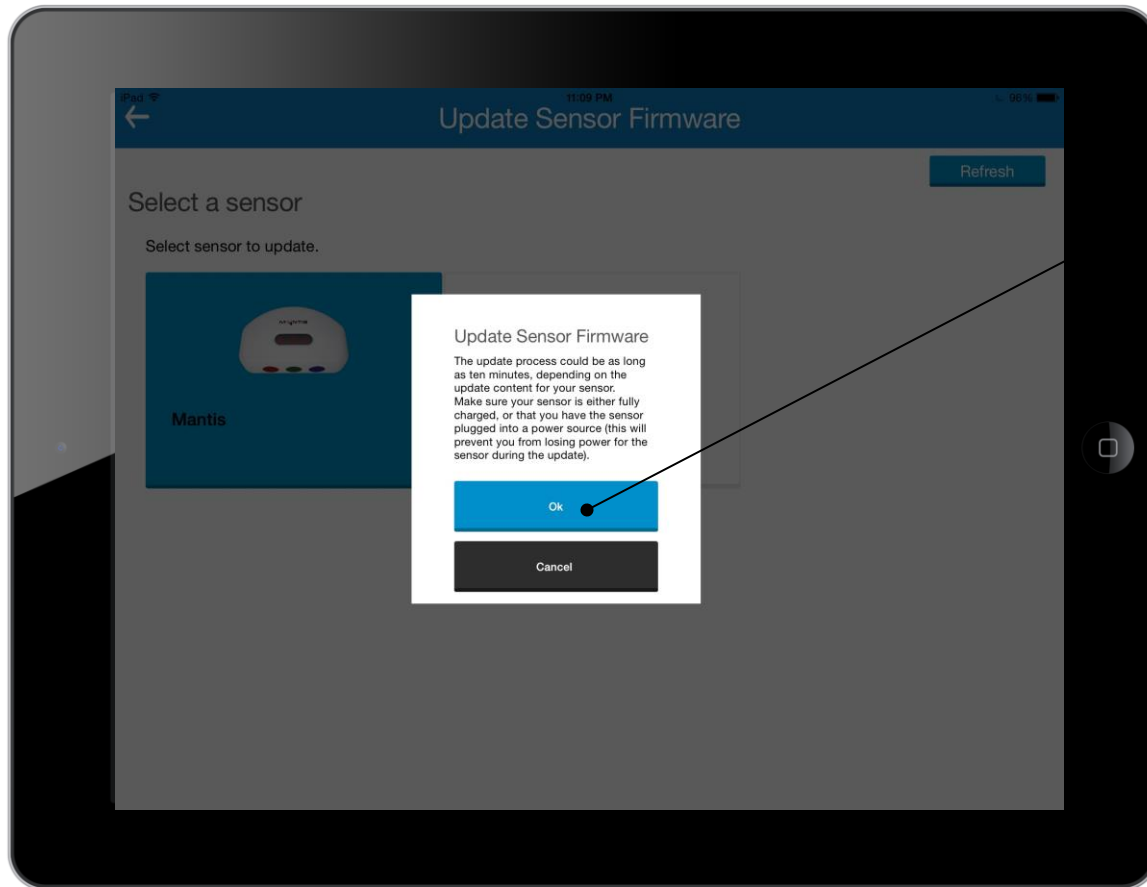
Hip Science LLC, 3218 East Colonial DR, Orlando, FL 32810-5555  
407.530.3770 | info@hip-sci.com | [www.mantisopenstem.com](http://www.mantisopenstem.com)

## Mantis Over the Air Update Guide

Select the sensor to update and the app will begin downloading the latest firmware version. The App will completely download the update file before updating the unit.



## Mantis Over the Air Update Guide



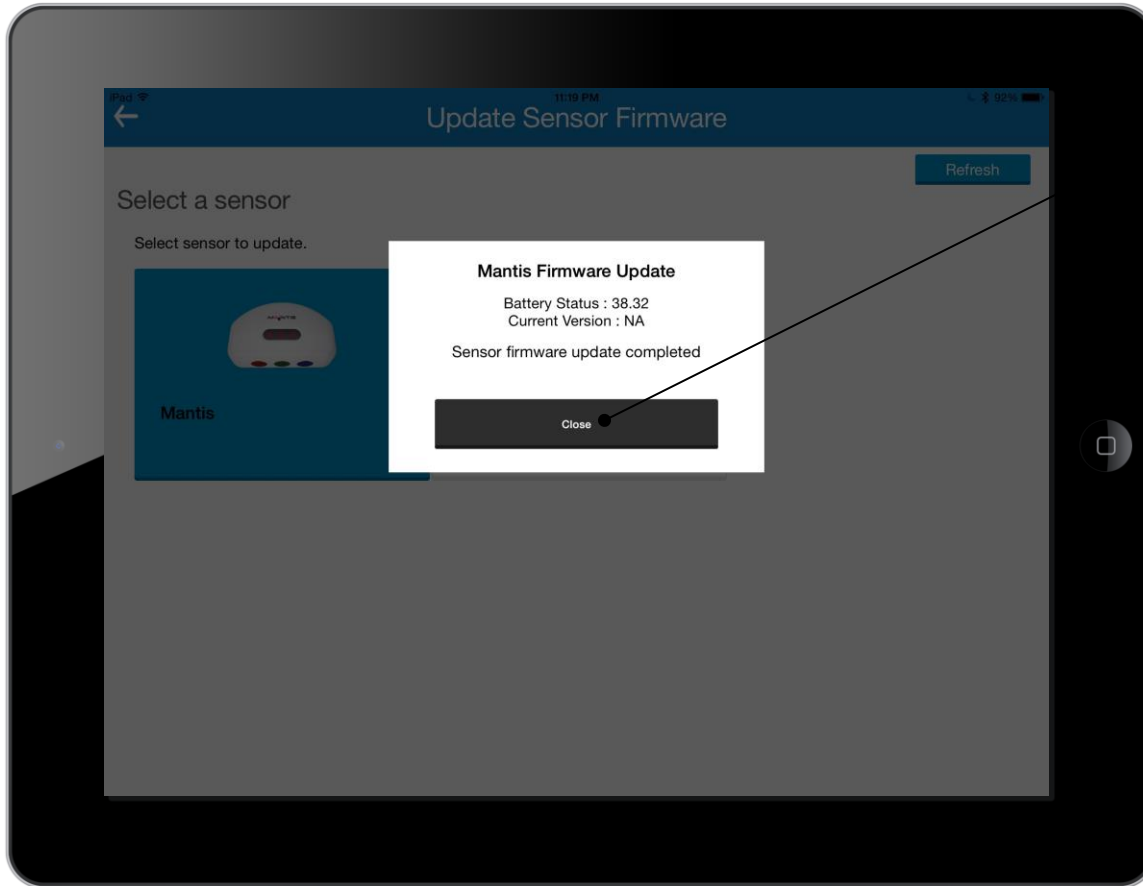
Tap okay to begin the update process!



Hip Science LLC, 3218 East Colonial DR, Orlando, FL 32810-5555  
407.530.3770 | info@hip-sci.com | [www.mantisopenstem.com](http://www.mantisopenstem.com)



## Mantis Over the Air Update Guide



The status will matriculate to 100%. Once complete tap the close button to immediately begin using the sensor.



Hip Science LLC, 3218 East Colonial DR, Orlando, FL 32810-5555  
407.530.3770 | info@hip-sci.com | [www.mantisopenstem.com](http://www.mantisopenstem.com)

## Mantis Over the Air Update Guide

